

&\$&

1

2

3

4

7		
8		2020 _____ 1
9		
10		
11		2023 2024 1 24
12		2023

13		2023
14		2023
15		
16	15	2023

2024 1 24

2024

5

IPO

5,449.90

503.58 2023 3

5,449.90

2,040.38

1,536.8

936.62

182

154

2

2012 44

2

2022 15

1

2

3

936.62

2024

2023

2024 2 1

2

1

2023

2023

	94,387.09	114,095.05	-17.27	87,505.30
	19,370.87	32,486.48	-40.37	30,286.47
	16,251.86	29,768.84	-45.41	26,151.26
	20,158.64	4,493.82	348.59	17,300.86
	287,804.71	277,891.45	3.57	251,486.68
	304,714.03	295,924.27	2.97	270,152.18

2023

	1.5858	2.6614	-40.41	2.4812
	1.5858	2.6614	-40.41	2.4812
	1.3305	2.4388	-45.44	2.1424
%	6.89	13.03	6.14	12.64
%	5.78	11.94	6.16	10.92

%	21.43	16.74	4.69	15.67
---	-------	-------	------	-------

1	943,870,865.67	17.27%
2		40.37%
		45.41%
3		348.59%
17,932.87	25.50%	
4		40.41%
6.14		

		1	
2	3		4
	5	6	
2023			


2023

2023

21.43%

20,224.50


5.8




1	2023	5	31	2021		
						3,706
				4,937	3,706	
				500	3,706	
2	2023	10	27			
				2023	10	31
						2023
						6

(本页无正文,为《国信证券股份有限公司关于广东奥普特科技股份有限公司
2022年度持续督导跟踪报告》之签章页)

保荐代表人签字:



李钦军



唐永兵



国信证券股份有限公司

2024年 4月 29日